



INSTRUCTIONS FOR PUMPING


Console *iCONTROL* - Traditional



Attach the suction pipe of the tanker.




Press the "house" button for 3 seconds.




Press the "OFF" button for 3 seconds and wait for a sound signal.


If necessary check the quantity with the measuring rod.




Press the "agitation button" for 3 seconds and wait for a sound signal.




Open the manhole cover and leave open until end of emptying.
Check visually the available milk.
Take a sample after agitation if necessary.



Open the outlet valve and empty the tank.




After emptying, disconnect the suction pipe.




Screw the big black cap on the outlet.



Close the manhole cover.




Press the "cleaning" button for 3 seconds and wait for a sound signal.
Check if cleaning has started.

Follow the instructions on screen.




Remove the big black cap.





Mount sealing cap on tank connection.

INSTRUCTIONS FOR PUMPING


Console *iCONTROL* - ROBOT


 Attach the suction pipe of the tanker.



 Press the "house" button for 3 seconds.

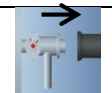
 Press the "STOP ROBOT" button for 3 seconds and wait for a sound signal.


If necessary check the quantity with the measuring rod.

 Press the "agitation button" for 3 seconds and wait for a sound signal.


 Open the manhole cover and leave open until end of emptying.
Check visually the available milk.
Take a sample after agitation if necessary.

 Open the outlet valve  and empty the tank.


 After emptying, disconnect the suction pipe.


 Screw the big black cap on the outlet.


 Close the manhole cover.

 Press the "cleaning" button for 3 seconds and wait for a sound signal.
Check if cleaning has started.



 Follow the instructions on screen.

 Remove the big black cap.

 Mount sealing cap on tank connection.